




















Item	Picture	size in mm	Name	Weight(g)	Package Quantity pcs/ctn	Package Size(m)			CBM/CTN
FE-KS-P006		dia155*15	6"Round Plate	6	8x125=1000	0.320	0.315	0.325	0.0328
FE-KS-P007		dia175*18	7"Round Plate	8	8x125=1000	0.360	0.310	0.365	0.0407
FE-KS-P009		dia225*20	9"Round Plate	15	4x125=500	0.460	0.330	0.240	0.0364
FE-KS-P010		dia260*20.6	10" Round Plate	20	4x125=500	0.530	0.330	0.270	0.0472
FE-KS-P093		dia225*20.6	9"3 Compartment Plate	15	4x125=500	0.460	0.340	0.240	0.0375
FE-KS-P103		dia260*20.4	10"3 Compartment Plate	21	4x125=500	0.530	0.320	0.270	0.0458
FE-KS-P709		dia233*165*20	7"x9" oval plate	15	4x125=500	0.370	0.245	0.340	0.0308
FE-KS-PL16-1		263*192*25	7.5"X10" Oval Plate	17	4x125=500	0.345	0.270	0.400	0.0373








FE-KS-PL16-2		318*255*22	10"X12" Oval Plate	28	4x125=500	0.350	0.330	0.525	0.0606
FE-KS-DP66		160*160*15	Square Plate 16x16cm	15	4x125=500	0.330	0.170	0.340	0.0191
FE-KS-DP88		200*200*16	Square Plate 20x20cm	18	4x125=500	0.415	0.280	0.220	0.0256
FE-KS-DP10		260*260*20	Square Plate 26x26cm	28	2x125=250	0.290	0.270	0.275	0.0215
FE-KS-DP105		260*130*15	Rectangular Tray 26x13cm	17	4x125=500	0.350	0.270	0.280	0.0265
FE-KS-T003		185*135*23	small tray	10	8x125=1000	0.41	0.385	0.29	0.0458
FE-KS-T004		225*135*23	big tray	14	8x125=1000	0.465	0.41	0.3	0.0572
FE-KS-2S		217*153*14	tray	21	8x50=400	0.448	0.285	0.32	0.0409
FE-KS-4D		242*182*28	tray	32	6x50=300	0.42	0.375	0.255	0.0402
FE-KS-17S		218*121*16	tray	17	12x50=600	0.446	0.42	0.258	0.0483
FE-KS-T500		174*120*38	500ml tray	13	4x125=500	0.425	0.355	0.255	0.0385
FE-KS-T650		174*120*53	650ml tray	15	4x125=500	0.425	0.355	0.255	0.0385

FE-KS-LB750		214*140*38	750ml lunch box	17	4x125=500	0.443	0.36	0.295	0.0470
FE-KS-LB1000		214*140*53	1000ml lunch box	21	4x125=500	0.443	0.418	0.295	0.0546
FE-KS-LB1300		214*140*69	1300ml lunch box	26	4x125=500	0.472	0.443	0.295	0.0617
FE-KS-BLD214		218*145*21	bagasse lid for above length 214mm lunch box	17	4x125=500	0.455	0.31	0.305	0.0430
FE-KS-HL66		304*150*42 (open) / 150*150*85 (close)	6" Hamburger Clamshell (450ml)	21	4x125=500	0.540	0.320	0.315	0.0544
FE-KS-HL66-1		310*152*42 (open) / 152*152*76 (close)	6"x6" Hamburger Clamshell (450ml)	21	4x125=500	0.455	0.320	0.315	0.0459
FE-KS-HL75		265*187*45 (open) / 187*131*59 (close)	7"X5"X2" Lunch Box (600ml)	20	8X50=400	0.400	0.275	0.395	0.0435
FE-KS-HL96-1		315*230*45 (open) / 230*155*76 (close)	9"X6"X3" Lunch Box (900ml)	30	2x125=250	0.450	0.320	0.245	0.0353
FE-KS-HL96-2		327*249*46 (open) / 249*160*65 (close)	2 Compartment Clamshell (950ml)	32	2x125=250	0.535	0.340	0.265	0.0482
FE-KS-DHL81		435*202*42 (open) / 221*202*76 (close)	8" Clamshell (1000ml)	38	2x100=200	0.450	0.360	0.215	0.0348

FE-KS-HL91		460*232*42 (open) / 232*232*76 (close)	9" Clamshell (1250ml)	42	2x100=200	0.485	0.365	0.245	0.0434
FE-KS-DHL83		435*202*42 (open) / 221*202*76 (close)	8" 3 compartment clamshell (1000ml)	38	2x100=200	0.450	0.370	0.215	0.0358
FE-KS-HL93		460*232*42 (open) / 232*232*76 (close)	9"3 Compartment Clamshell (1250ml)	42	2x100=200	0.485	0.365	0.245	0.0434
FE-KS-HL81		406*205*40 (open) / 205*205*68 (close)	8" Low Clamshell (750ml)	35	2x100=200	0.425	0.310	0.220	0.0290
FE-KS-HL83		406*205*40 (open) / 205*205*68 (close)	8" 3 Low compartment clamshell (750ml)	35	2x100=200	0.425	0.320	0.220	0.0299
FE-KS-HL103		482*250*50 (open) / 250*250*80 (close)	10"3 Compartment Clamshell	58	2x100=200	0.490	0.450	0.265	0.0584
FE-KS-BL12		dia160*40	12oz Bowl (350ml)	10	8x125=1000	0.460	0.330	0.335	0.0509
FE-KS-BL16		dia175*40	16oz Bowl (460ml)	12	8x125=1000	0.595	0.365	0.365	0.0793
FE-KS-BL350		dia135*46	350ml Bowl	10	20x50=1000	0.59	0.3	0.29	0.0513

FE-KS-BL400		dia176*39	400ml Bowl	12	8x125=1000	0.520	0.370	0.380	0.0731
FE-KS-BL500		dia155*54	500ml Bowl	12	20x50=1000	0.625	0.325	0.330	0.0670
FE-KS-BL680		dia190*40	7 inch bowl (680ml)	14	8x125=1000	0.470	0.420	0.200	0.0395
FE-KS-BL800		dia172*63	800ml Bowl	20	10x50=500	0.410	0.355	0.365	0.0531
FE-KS-BL1000N		Ø204(top) x 109(bottom) x 59 (height)	32oz bowl / 950ml	26	4x125=500	0.420	0.305	0.425	0.0544
FE-KS-BL24		dia195*48	24oz Bowl	23	8x50=400	0.402	0.402	0.21	0.0339
FE-KS-BL32		dia195*62	32oz bowl	25	8x50=400	0.402	0.402	0.24	0.0388
FE-KS-BL40		dia195*75	40oz bowl	30	8x50=400	0.402	0.402	0.265	0.0428
FE-KS-CBL24		dia195*39.9	24oz Bowl	23	8x50=400	0.402	0.402	0.235	0.0380

FE-KS-CBL32		dia195*55	32oz bowl	25	8x50=400	0.402	0.402	0.255	0.0412
FE-KS-BLD195		∅205x13	bagasse lid for above diameter 195mm bowls	15	8x50=400	0.420	0.365	0.220	0.0337
FE-KS-BB20		205*145*40	20oz oval bowl	15	4X125=500	0.43	0.26	0.295	0.0330
FE-KS-BB24		245*160*35	24oz oval bowl	20	2X125=250	0.35	0.25	0.325	0.0284
FE-KS-BB32		260*192*45	32oz oval bowl	26	2X125=250	0.38	0.265	0.41	0.0413
FE-KS-TL15		260*210*23	5-Compartment Tray	25	4x125=500	0.450	0.430	0.280	0.0542
FE-KS-TL15-B		308*220*25	5-Compartment Tray big	35	2x125=250	0.420	0.325	0.210	0.0287
FE-KS-TL16		315*220*29	6-Compartment Tray	38	2x125=250	0.460	0.335	0.235	0.0362
FE-KS-DPL9		236*30	9 inch deep plate	28	8x50=400	0.360	0.245	0.480	0.0423

FE-KS-DP12B		152*152*35	12oz square bowl	10	4x125=500	0.425	0.315	0.165	0.0221
FE-KS-SPC2		dia68*30	2oz cup	3	25x100=2500	0.363	0.300	0.360	0.0392
FE-KS-SPC2LID		dia70*7	lid	2	25x100=2500	0.390	0.290	0.380	0.0430
FE-KS-SPC4		dia75*51	4oz cup	5	36x50=1800	0.480	0.480	0.295	0.0680
FE-KS-SPC4LID		dia80*7	lid	2.5	36x50=1800	0.420	0.340	0.265	0.0378
FE-KS-BL28N		230*156*45	28oz rectangular tray /natural	24	4x125=500	0.660	0.390	0.250	0.0644
FE-KS-PLD28		237*163.5*27	clear RPET lid	23	4x125=500	0.700	0.340	0.490	0.1166
FE-KS-BL30N		Ø195(top) x 145(bottom) x 52 (height)	30oz round bowl /natural	22	4x125=500	0.400	0.340	0.405	0.0551
FE-KS-PLD30		Ø203x36	clear RPET lid	21	4x125=500	0.600	0.430	0.430	0.1109
FE-KS-BL800-1N		230*135*54	26oz bowl/natural	22	4x125=500	0.475	0.350	0.285	0.0474
FE-KS-BL800-1LIDN		235*145*11	lid/natural	15	4x125=500	0.490	0.305	0.295	0.0441
FE-KS-BL800-2N		230*135*54	26oz bowl-2 compt/natural	22	4x125=500	0.475	0.340	0.285	0.0460
FE-KS-BL800-2LIDN		235*145*11	lid/natural	15	4x125=500	0.490	0.305	0.295	0.0441